

Installationsanleitung MTP HD Modulträger 1HE PRO

Instructions d'installation châssis porteur MTP HD 1U PRO

Assembly instructions for MTP HD module support 1HE PRO

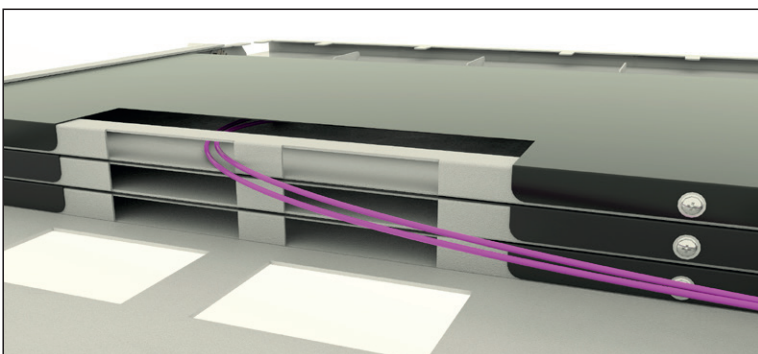

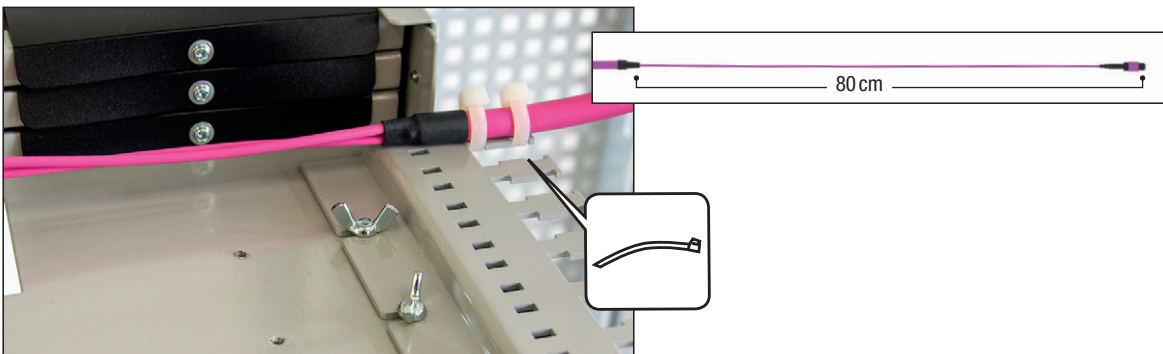
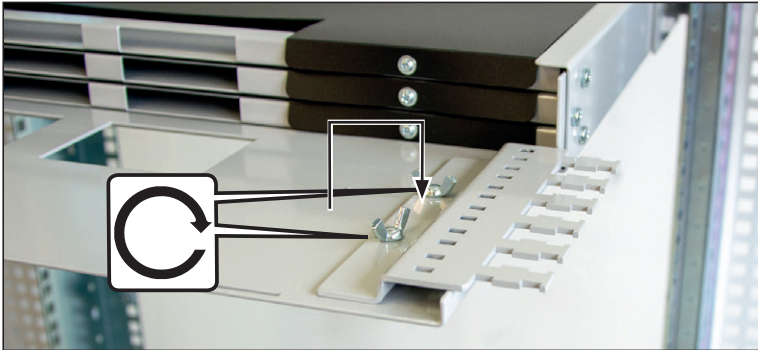
Lieferumfang
 Volume de livraison
 Scope of delivery




Montage Baugruppenträger in 19“
 Montage châssis de support en 19“
 Assembly of subracks, 19“




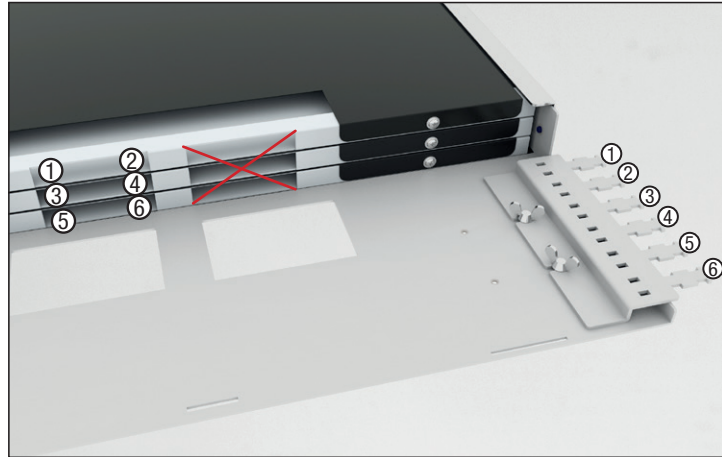

Befestigung Breakout-Kabel
 Fixation de câble Breakout
 Fixing breakout cable




Montage Module
 Module de montage
 Assembly modules




Vollbestückung
 Configuration complète
 Full configuration





Variante Aufteiler
Variante de répartiteur
Allocation table version



Variante Transit
Variante de transition
Transit version



Front Patchung
 Patchage en façade
 Front patching





Connect Com AG	Connect Com SA	info@ccm.ch	Connect Com GmbH	info@connectcom.de
Tel +41 41 854 00 00	Tel +41 21 804 66 22	www.ccm.ch	Tel +49 7022 9607 100	www.connectcom.de

CONNECTCOM - OPTIMIZING FIBER OPTIC TECHNOLOGY
